



Nadine Addow

Design Portfolio

Work Experince - Maniere De Voir - Product Development

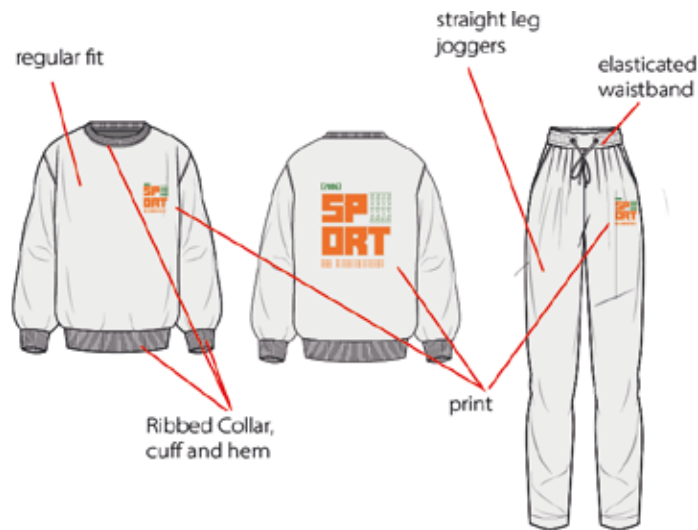
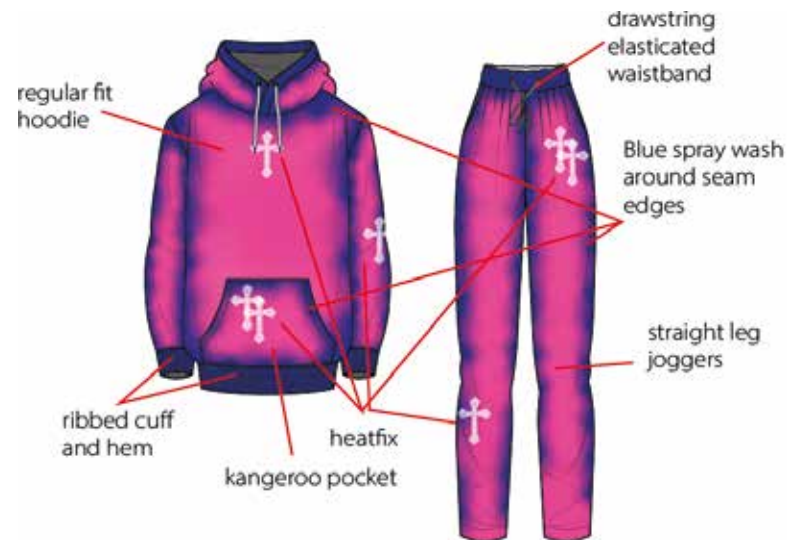
Showcasing final products that I have assisted in the development from inital sampling stage to studio photoshoot.



Work experinece - Stitch Co UK - Design CADs & Final garments

Showcasing my design CADs as tech packs sent to international factories for inital sampling. And the final Products on clients websites.

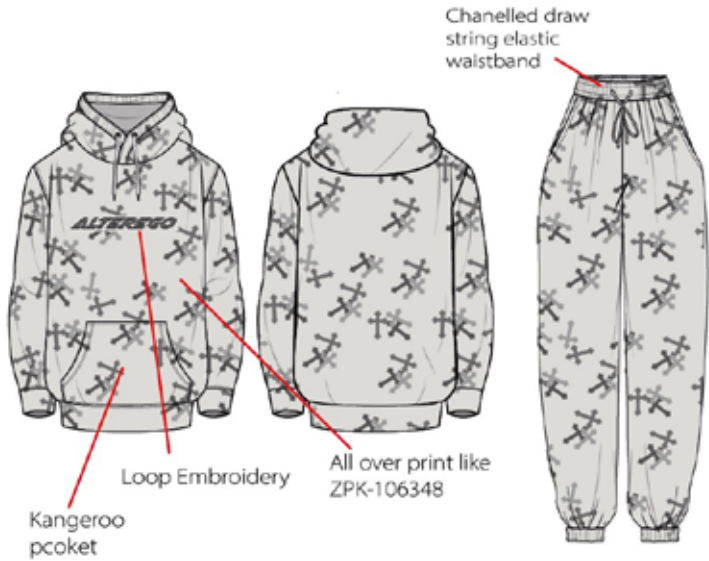
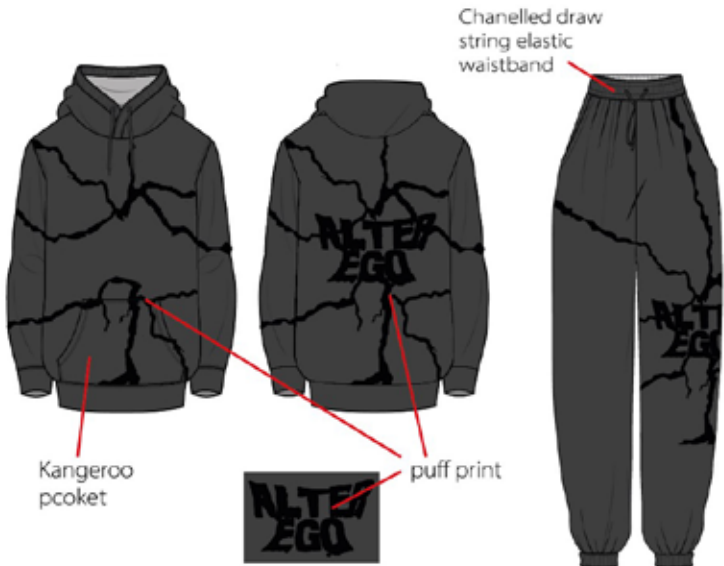
Fashion Nova



Fashion Nova



EGO



EGO



Pretty Little Thing




Pretty Little Thing



Freelance Design - Brand Resreach and design

I have created mood boards and designs for brands for future collections focusing on prints and graphics.







Concept





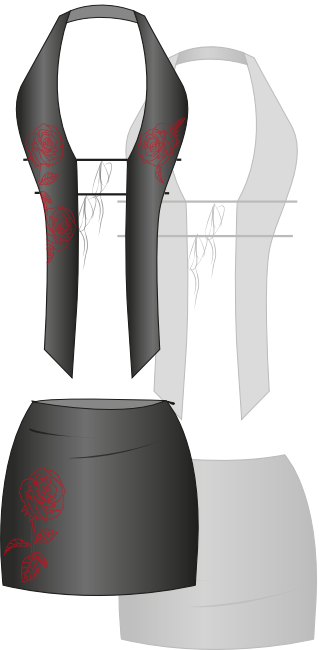
Designs - Range Plan



Concept



Designs - Range Plan



Graduate Collection - Carnival Bazar

My Final graduate collection, was based on the merging of cultures in Britian during the 60's celebrating both the british and caribbean cultures.

Concept



Garment/Shape Development



Print/Textile Development



Scale 1



Scale 3



Scale 4



Scale 5



Scale 6



Scale 7



Scale 8



Scale 9



Scale 10



Scale 11



Scale 12



Scale 13



Scale 14



Scale 15



Scale 16



Scale 17



Scale 18



Scale 19



Scale 20



Scale 21



Scale 22



Scale 23



Scale 24



Scale 25



Scale 26



Scale 27



Scale 28



Scale 29



Scale 30

Hyperion = Scale
Orphanza = Scale
Lace = Scale

Re-working the circle sleeve

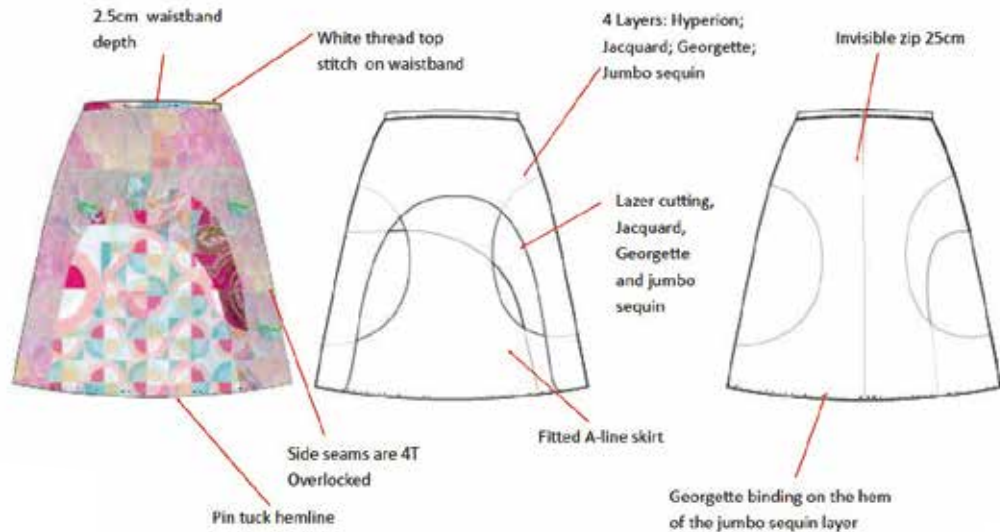
Each section will be a different material all based on Hyperion and fixed together
↳ The whole sleeve is interlined (Heavy weight)

No interlining will be used, overlay material will be sewn in place then constructed together

Technical Specification Pack

Designer:	Nadine Addow	Garment:	Layered Skirt	Style no.:	CB015K	Colourway:	Sparkle Pink
Range:	Carnival Bazar	Size:	Women 12	Factory:	Manchester Metropolitan University	Fabric:	Hyperion; Jacquard; Georgette; Jumbo Sequins
Season:	Spring/Summer 2022	Size Range:	8-16	Category:	Womenswear	Date:	16/05/22

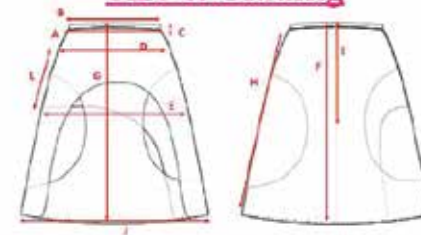
Design Room Specification



Designer:	Nadine Addow	Garment:	Layered Skirt	Style no.:	CB015K	Colourway:	Sparkle Pink
Range:	Carnival Bazar	Size:	Women 12	Factory:	Manchester Metropolitan University	Fabric:	Hyperion; Jacquard; Georgette; Jumbo Sequins
Season:	Spring/Summer 2022	Size Range:	8-16	Category:	Womenswear	Date:	16/05/22

Size & Grading

Measurement Points

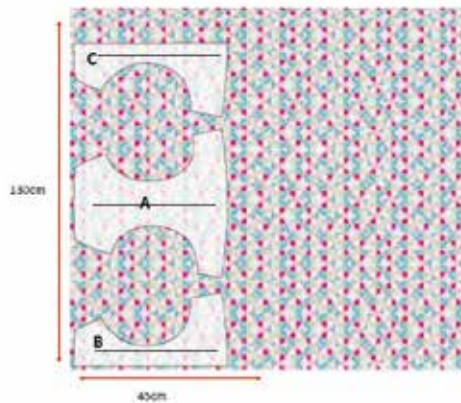


Size & Grading Chart

	Measurement	Where to measure	cm	Grade Rule	8	10	12	14	16	Tolerance +/- (cm)
A	Waist Relaxed	top edge of garment	37.5	4.5	28.5	33	37.5	42	46.5	0.5
B	Waist width	Circumference of waist edge	74	4.5	67.5	72	74	78.5	83	0.5
C	Waistband depth	Top edge of garment to waist seam	2.5	0	2.5	2.5	2.5	2.5	2.5	0
D	Top hip	8cm down from top edge of waistband	42	5.5	37.5	42	42	47.5	53	1
E	Lower hip	18cm down from top edge of waistband	52	6	46	50	52	58	64	1
F	CB Length	Top edge of garment to bottom of hem	40	4	36	40	40	44	48	1
G	CF Length	Top edge of garment to bottom of hem	44	2	42	44	44	48	50	1
H	Side seam length	Seam from bottom of waistband to hem	42	3	37	40	42	45	48	1
I	Zip insert length	Top of zip to bottom of seam	17	0	17	17	17	17	17	0.5
J	Hem width	Circumference of hem edge	118	5	113	118	118	123	124	1
K	Waist to lower hip	Top of waist to lower hip point	10	1	8	10	10	11	12	0.5

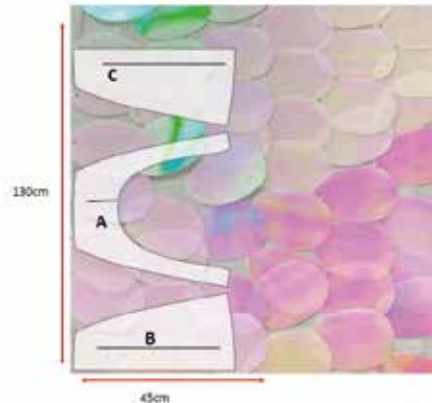
Lay Plan

Georgette & Jumbo Sequins



W:130 PA:1605.82
LN:43.92 CU:56.27%
SA:0.95 PR:42.40
OL:0.32 FC:6.50
TI:0.13 CB:2.85

A: Layer 3 Front Skirt
B: Layer 3 Back skirt LHS
C: Layer 3 Back skirt RHS



W:130 PA:1266.99
LN:43.74 CU:62.49%
SA:0.95 PR:42.13
OL:0.32 FC:17.99
TI:0.13 CB:7.87

A: Layer 4 Front Skirt
B: Layer 4 Back skirt LHS
C: Layer 4 Back skirt RHS

Cutting Room Spec

Piece	Piece Name	Piece image	Piece Category	Fabric 1	Fabric 2	Fabric 3	Fabric 4	--	x	y	x,y
1	Waistband		Waistband	Hyperion				1	0	0	0
2	L1 Front		Layer 1	Hyperion				1	0	0	0
3	L1 Back		Layer1	Hyperion				1	0	0	1
4	L2 Back LHS		Layer 2		Jacquard			1	0	0	0
5	L2 Front		Layer 2		Jacquard			1	0	0	0
6	L2 Back RHS		Layer 2		Jacquard			1	0	0	0
7	L3 Front		Layer 3			Georgette		1	0	0	0
8	L3 Back		Layer 3			Georgette		1	0	0	1
9	L4 Front		Layer 4				Jumbo Sequin	1	0	0	0
10	L4 Back		Layer 4				Jumbo Sequin	1	0	0	1

Runway & Photoshoot

